

BULBS

QB-1180 BULB KJELDAHL

An outer joint at the top with inner joint below a round trap.

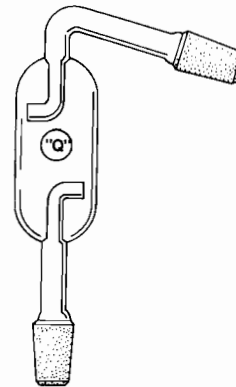
Joint Size	Code
24/40	-110
29/42	-111



QB-1220 BULB KJELDAHL

Inner joints on the bottom and side arm are the same size. Bottom inner tube has opening for return of trapped liquid.

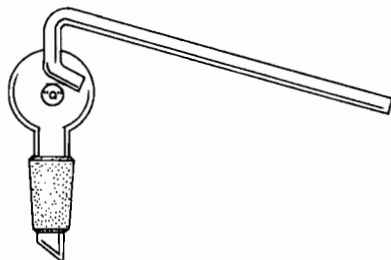
Bulb Size	24/40	29/42
Diameter/		
Length, MM	Code	Code
45/100	-110	-212
55/125	-111	-213



QB-1200 BULB KJELDAHL

A drip joint below a round trap with curved inner tube on 75° side arm.

Joint Size	Code
24/40	-110
29/42	-111



REMEMBER

"Q" Glass has been working with customers to design and build custom glass apparatus and component parts since 1946. We can do the same for you. Please write or call us with your special requirements.

BURETS

QB-1260 BURET GLASS STOPCOCK

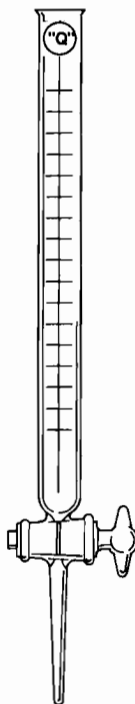
Laboratory grade buret, graduated, and has a 2mm straight stopcock.

Capacity, ML	Subdivisions, ML	Code
10	0.05	-110
25	0.1	-111
50	0.1	-112
100	0.2	-113

QB-1280 BURET TEFLON STOPCOCK

Similar to QB-1260, but with a 2mm teflon stopcock.

Capacity, ML	Subdivisions, ML	Code
10	0.05	-110
25	0.1	-111
50	0.1	-112
100	0.2	-113



QB-1300 BURET GLASS STOPCOCK


Similar to QB-1260, but with the addition of a schellbach stripe.

Capacity, ML	Subdivisions, ML	Code
10	0.05	-110
25	0.1	-111
50	0.1	-112
100	0.2	-113

QB-1320 BURET TEFLON STOPCOCK

Similar to QB-1280, but with the addition of a schellbach stripe.

Capacity, ML	Subdivisions, ML	Code
10	0.05	-110
25	0.1	-111
50	0.1	-112
100	0.2	-113

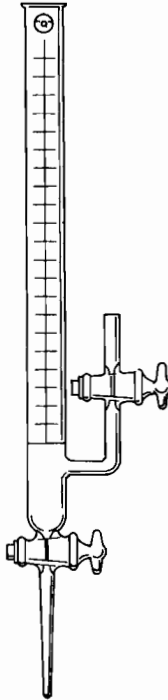


BURETS

QB-1340 BURET GAWALOSKI

Graduated buret with a side filling tube.
2mm glass stopcocks.

Capacity, ML	Subdivisions, ML	Code
50	0.1	-110
100	0.2	-111



QB-1360 BURET GAWALOSKI

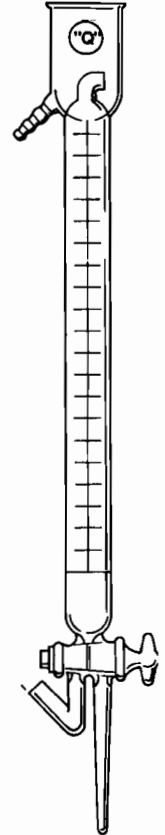
Similar to QB-1340, but with
2mm teflon stopcocks.

Capacity, ML	Subdivisions, ML	Code
50	0.1	-110
100	0.2	-111

QB-1420 BURET AUTOMATIC ZERO

Zero level is at the top of the overflow
tube. Double oblique glass stopcock
with a side filling tube.

Capacity, ML	Subdivisions, ML	Code
10	0.05	-110
25	0.1	-111
50	0.1	-112
100	0.2	-113



QB-1440 BURET AUTOMATIC ZERO

Similar to QB-1420, but with a double
oblique teflon stopcock.

Capacity, ML	Subdivisions, ML	Code
10	0.05	-110
25	0.1	-111
50	0.1	-112
100	0.2	-113

QB-1380 BURET MCA NO. 3

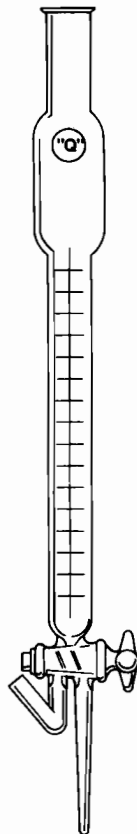
Precision grade, 100ml capacity with a
50 ml graduated section in 0.1ml
subdivisions and 50ml in the bulb.
Double oblique glass stopcock with
side tube filling.

Code
-110

QB-1400 BURET MCA NO. 3

Similar to QB-1380, but with a double
oblique teflon stopcock.

Code
-110



QB-1460 BURET AUTOMATIC ZERO


Similar to QB-1420, but with the addition
of a schellbach stripe.

Capacity, ML	Subdivisions, ML	Code
10	0.05	-110
25	0.1	-111
50	0.1	-112
100	0.2	-113

QB-1480 BURET AUTOMATIC ZERO

Similar to QB-1440, but with the addition
of a schellbach stripe.

Capacity, ML	Subdivisions, ML	Code
10	0.05	-110
25	0.1	-111
50	0.1	-112
100	0.2	-113



BURETS

QB-1500 BURET, AUTOMATIC

Precision grade for accurate filling and rapid dispensing. Zero level is at the top of the overflow tube. Complete with drying stopper and a 2mm double oblique glass stopcock.

Buret		Reservoir	
<u>Capacity, ML</u>	<u>Subdivisions, ML</u>	<u>Capacity, ML</u>	<u>Code</u>
10	0.05	1000	-110
25	0.1	2000	-111
50	0.1	2000	-112

QB-1520 BURET, AUTOMATIC

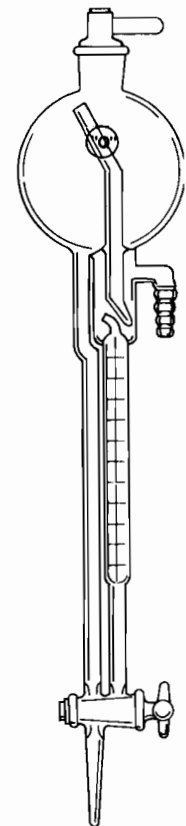
Similar to QB-1500, but with a 2mm double oblique teflon stopcock.

Buret		Reservoir	
<u>Capacity, ML</u>	<u>Subdivisions, ML</u>	<u>Capacity, ML</u>	<u>Code</u>
10	0.05	1000	-110
25	0.1	2000	-111
50	0.1	2000	-112

QB-1540 BURET, AUTOMATIC

Similar to QB-1500, but with the addition of a schellbach stripe.

Buret		Reservoir	
<u>Capacity, ML</u>	<u>Subdivisions, ML</u>	<u>Capacity, ML</u>	<u>Code</u>
10	0.05	1000	-110
25	0.1	2000	-111
50	0.1	2000	-112



QB-1560 BURET, AUTOMATIC

Precision grade, consists of an automatic buret with inner joint, a bottle with outer joint and a squeeze bulb. All glass check valve for opening and closing and a glass stopcock.

Buret Capacity	Sub-divisions	Bottle Capacity	Joint Size	Complete Code	Buret Only Code
<u>ML</u>	<u>ML</u>	<u>ML</u>	<u>Size</u>	<u>Code</u>	<u>Code</u>
10	0.05	1000	24/40	-110	-214
25	0.1	1000	24/40	-111	-215
50	0.1	2000	29/42	-112	-216
100	0.2	4000	29/42	-113	-217

QB-1590 BURET AUTOMATIC

Similar to QB-1560, but with the addition of a schellbach stripe.

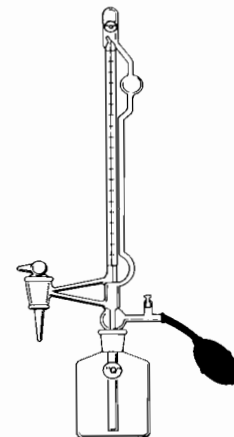
Buret Capacity	Sub-divisions	Bottle Capacity	Joint Size	Complete Code	Buret Only Code
<u>ML</u>	<u>ML</u>	<u>ML</u>	<u>Size</u>	<u>Code</u>	<u>Code</u>
10	0.05	1000	24/40	-110	-214
25	0.1	1000	24/40	-111	-215
50	0.1	2000	29/42	-112	-216
100	0.2	4000	29/42	-113	-217

QB-1580 BURET, AUTOMATIC

Similar to QB-1560, but with a teflon stopcock.

Buret Capacity	Sub-divisions	Bottle Capacity	Joint Size	Complete Code	Buret Only Code
<u>ML</u>	<u>ML</u>	<u>ML</u>	<u>Size</u>	<u>Code</u>	<u>Code</u>
10	0.05	1000	24/40	-110	-214
25	0.1	1000	24/40	-111	-215
50	0.1	2000	29/42	-112	-216
100	0.2	4000	29/42	-113	-217

For bottle only
see QB-1005



BURETS

QB-1592 BURET, AUTOMATIC

Precision grade, consists of an automatic buret with an inner joint, a bottle with an outer joint, a squeeze bulb, a straight drying tube and a U-shaped drying tube.

Tubes are filled with activated alumina for absorption of vapors. All glass check valve for opening and closing, and a glass stopcock.

Buret Capacity	Sub-divisions	Bottle Capacity	Joint Size	Complete Code	Buret Only Code
<u>ML</u>	<u>ML</u>	<u>ML</u>	<u>Size</u>	<u>Code</u>	<u>Code</u>
10	0.05	1000	24/40	-110	-214
25	0.1	1000	24/40	-111	-215
50	0.1	2000	29/42	-112	-216
100	0.2	4000	29/42	-113	-217

QB-1593 BURET, AUTOMATIC

Similar to QB-1592, but with a teflon stopcock.

Buret Capacity	Sub-divisions	Bottle Capacity	Joint Size	Complete Code	Buret Only Code
<u>ML</u>	<u>ML</u>	<u>ML</u>	<u>Size</u>	<u>Code</u>	<u>Code</u>
10	0.05	1000	24/40	-110	-214
25	0.1	1000	24/40	-111	-215
50	0.1	2000	29/42	-112	-216
100	0.2	4000	29/42	-113	-217

QB-1596 BURET, AUTOMATIC

Precision grade buret in three interchangeable sections. Consists of an automatic buret with an inner joint, an all glass check valve connector, a bottle with an outer joint, a squeeze bulb, a straight drying tube and a U-shaped drying tube. Tubes are filled with activated alumina for absorption of vapors.

Buret Capacity	Sub-divisions	Bottle Capacity	Joint Size	Complete Code	Buret Only Code
<u>ML</u>	<u>ML</u>	<u>ML</u>	<u>Size</u>	<u>Code</u>	<u>Code</u>
10	0.05	1000	24/40	-110	-214
25	0.1	1000	24/40	-111	-215
50	0.1	2000	29/42	-112	-216
100	0.2	4000	29/42	-113	-217

QB-1597 BURET, AUTOMATIC

Similar to QB-1596, but with a teflon stopcock.

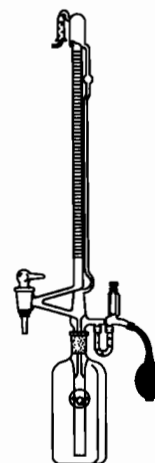
Buret Capacity	Sub-divisions	Bottle Capacity	Joint Size	Complete Code	Buret Only Code
<u>ML</u>	<u>ML</u>	<u>ML</u>	<u>Size</u>	<u>Code</u>	<u>Code</u>
10	0.05	1000	24/40	-110	-214
25	0.1	1000	24/40	-111	-215
50	0.1	2000	29/42	-112	-216
100	0.2	4000	29/42	-113	-217

QB-1594 BURET, AUTOMATIC

Similar to QB-1592, but with the addition of a schellbach stripe.

Buret Capacity	Sub-divisions	Bottle Capacity	Joint Size	Complete Code	Buret Only Code
<u>ML</u>	<u>ML</u>	<u>ML</u>	<u>Size</u>	<u>Code</u>	<u>Code</u>
10	0.05	1000	24/40	-110	-214
25	0.1	1000	24/40	-111	-215
50	0.1	2000	29/42	-112	-216
100	0.2	4000	29/42	-113	-217

For bottle only
see QB-1005



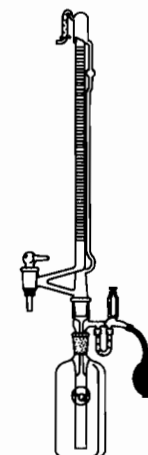
QB-1598 BURET, AUTOMATIC

Similar to QB-1596, but with the addition of a schellbach stripe.

Buret Capacity	Sub-divisions	Bottle Capacity	Joint Size	Complete Code	Buret Only Code
<u>ML</u>	<u>ML</u>	<u>ML</u>	<u>Size</u>	<u>Code</u>	<u>Code</u>
10	0.05	1000	24/40	-110	-214
25	0.1	1000	24/40	-111	-215
50	0.1	2000	29/42	-112	-216
100	0.2	4000	29/42	-113	-217

For bottle only
see QB-1005

For connector only
see QB-1599

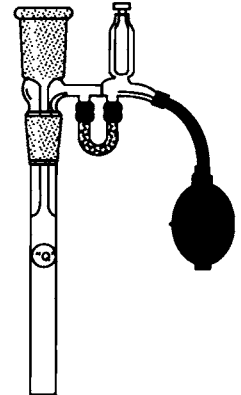


QB-1599 BURET, CONNECTING TUBE

For replacement in buret assemblies QB-1596, QB-1597 and QB-1598. Outer joint at the top, inner joint at the bottom. All glass check valve and drying tube connections on the side arm. Complete, but without drying tube and squeeze bulb.

Bottle

<u>Capacity, ML</u>	<u>Joint Size</u>	<u>Code</u>
1000	24/40	-110
2000	29/42	-111
4000	29/42	-112



QB-1600 BURET AUTOMATIC-SQUIBB TYPE

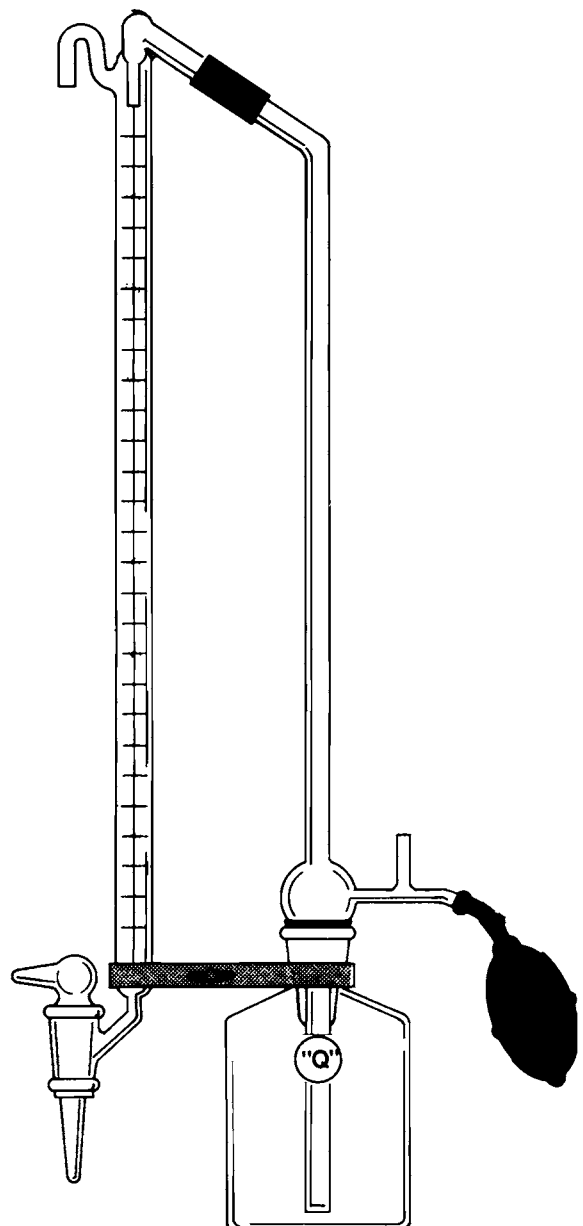
Consists of a buret graduated in 0.1ml subdivisions, a glass stopcock, schellbach stripe, filling tube, 2000ml bottle, squeeze bulb, clamp, and a rubber connector to connect buret to filling tube.

<u>Description</u>	<u>Buret Capacity, ML</u>	<u>Code</u>
Complete	25	-110
Complete	50	-111
Buret Only	25	-112
Buret Only	50	-113
Filling Tube Only	25	-114
Filling Tube Only	50	-115
Bottle Only		-116
Stopcock Plug Only		-117

QB-1610 BURET AUTOMATIC-SQUIBB TYPE

Similar to QB-1600, but with a teflon stopcock.

<u>Description</u>	<u>Buret Capacity, ML</u>	<u>Code</u>
Complete	25	-110
Complete	50	-111
Buret Only	25	-112
Buret Only	50	-113
Filling Tube Only	25	-114
Filling Tube Only	50	-115
Bottle Only		-116
Stopcock Plug Only		-117



BURETS

QB-1620 BURET, AUTOMATIC: Student type, consists of an automatic buret graduated in 0.1ml subdivisions, a glass stopcock, a bottle with a rubber stopper, and a squeeze bulb.


Buret Capacity	Bottle Capacity	Complete Code	Buret Only Code
<u>ML</u>	<u>OZ.</u>	<u>Code</u>	<u>Code</u>
10	16	-110	-213
25	32	-111	-214
50	32	-112	-215

QB-1640 BURET, AUTOMATIC: Similar to QB-1620, but with a teflon stopcock.

Buret Capacity	Bottle Capacity	Complete Code	Buret Only Code
<u>ML</u>	<u>OZ.</u>	<u>Code</u>	<u>Code</u>
10	16	-110	-213
25	32	-111	-214
50	32	-112	-215

QB-1660 BURET, AUTOMATIC: Similar to QB-1620, but with the addition of a schellbach stripe.

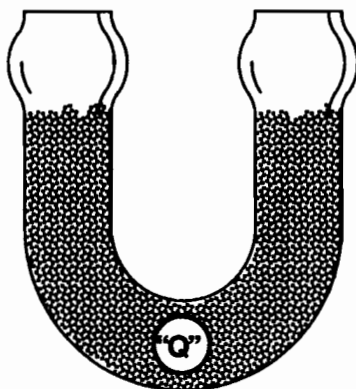
Buret Capacity	Bottle Capacity	Complete Code	Buret Only Code
<u>ML</u>	<u>OZ.</u>	<u>Code</u>	<u>Code</u>
10	16	-110	-213
25	32	-111	-214
50	32	-112	-215



QB-1670 BURET DRYING TUBE

"U"-shaped, filled with activated alumina for absorption of vapors. For replacement on automatic burets.

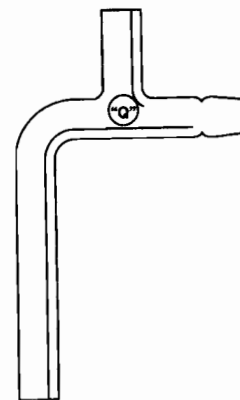
Code
-110



QB-1690 BURET AIR TUBE

For replacement on automatic burets, where rubber stopper is used in mounting the buret to the reservoir.

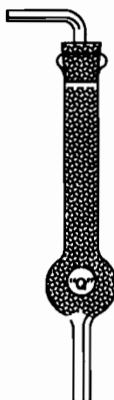
Code
-110



QB-1680 BURET DRYING TUBE

Straight, filled with activated alumina for absorption of vapors, for replacement on automatic burets.

Code
-110



QB-1700 BURET PRESSURE BULB

For use on all automatic burets. Large rubber bulb with valves.

Code
-110

