

ADAPTERS

QA-1000 ADAPTER DELIVERY TUBE

An outer joint with drip tip.

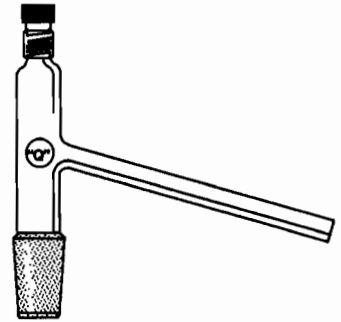
Joint Size	Code
24/40	-110
29/42	-111



QA-1035 ADAPTER DELIVERY TUBE

Similar to QA-1030 but the top has an internal threaded joint with a bushing adapter and O ring.

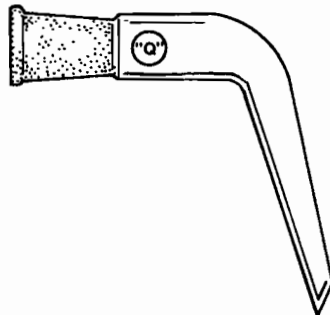
Joint Size	Code
24/40	-110
29/42	-111



QA-1020 ADAPTER DELIVERY TUBE

An outer joint with tube on a 105° angle and cut to a drip tip.

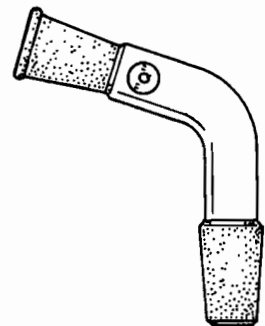
Joint Size	Code
24/40	-110
29/42	-111



QA-1040 ADAPTER 105° ANGLE

An outer joint at one end with an inner joint of the same size at the other end.

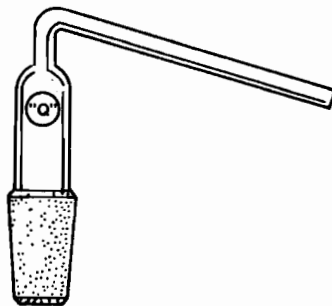
Joint Size	Code
24/40	-110
29/42	-111



QA-1025 ADAPTER DELIVERY TUBE

An inner joint with a 6" side arm on a 75° angle.

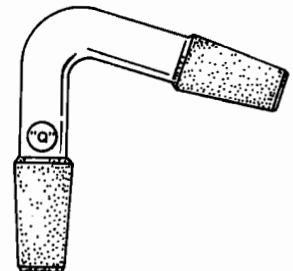
Joint Size	Code
24/40	-110
29/42	-111



QA-1060 ADAPTER 75° ANGLE

inner joints of the same size at both ends.

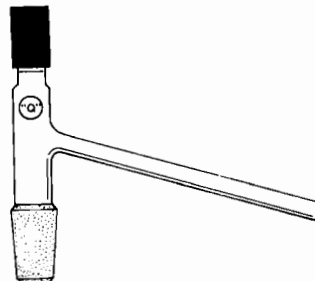
Joint Size	Code
24/40	-110
29/42	-111



QA-1030 ADAPTER DELIVERY TUBE

An inner joint on bottom with 75° side arm 6" lg, plain opening with rubber connector at top for thermometer.

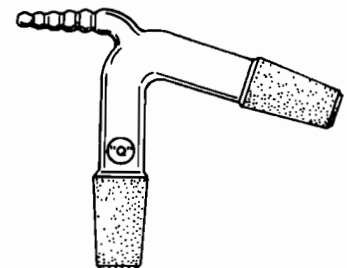
Joint Size	Code
24/40	-110
29/42	-111



QA-1080 ADAPTER 75° ANGLE

Similar to QA-1060 but with a hose connection for vacuum.

Joint Size	Code
24/40	-110
29/42	-111



NOTE: ADAPTERS ARE AVAILABLE WITH ANY SIZE JOINT AND CAN BE MADE TO YOUR SPECIAL REQUIREMENTS.

ADAPTERS

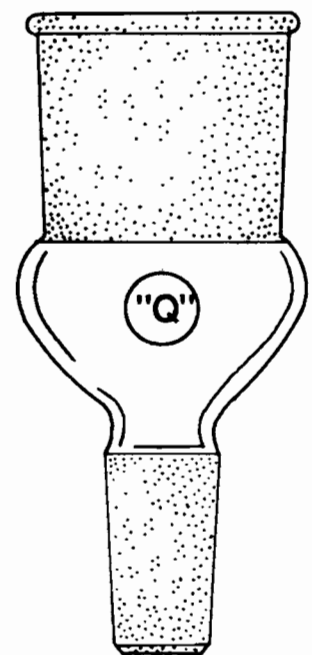
QA-1100 ADAPTER REDUCING AND ENLARGING

An outer joint at the top and an inner joint at the bottom.

Outer	Inner	Code	Outer	Inner	Code	Outer	Inner	Code
10/30	19/38	-110	29/42	10/30	-252	50/50	24/40	-393
10/30	24/40	-111	29/42	19/38	-253	50/50	29/42	-394
10/30	29/42	-112	29/42	24/40	-254	50/50	34/45	-395
10/30	34/45	-113	29/42	34/45	-255	50/50	40/50	-396
10/30	40/50	-114	29/42	40/50	-256	50/50	45/50	-397
10/30	45/50	-115	29/42	45/50	-257	50/50	55/50	-398
10/30	50/50	-116	29/42	50/50	-258	50/50	60/50	-399
			29/42	55/50	-259	50/50	71/60	-400
12/30	19/38	-117	29/42	60/50	-260	50/50	103/60	-401
12/30	24/40	-118	29/42	71/60	-261			
12/30	29/42	-119	29/42	103/60	-262	55/50	24/40	-402
12/30	34/45	-120				55/50	29/42	-403
12/30	40/50	-121	34/45	19/38	-263	55/50	34/45	-404
12/30	45/50	-122	34/45	24/40	-263	55/50	40/50	-405
12/30	55/50	-123	34/45	29/42	-265	55/50	45/50	-406
			34/45	40/50	-266	55/50	50/50	-407
14/35	19/38	-124	34/45	45/50	-267	55/50	60/50	-408
14/35	24/40	-125	34/45	50/50	-268	55/50	71/60	-409
14/35	29/42	-126	34/45	55/50	-269	55/50	103/60	-410
14/35	34/45	-127	34/45	60/50	-270			
14/35	40/50	-128	34/45	71/60	-271	60/50	24/40	-411
14/35	45/50	-129	34/45	103/60	-272	60/50	29/42	-412
14/35	55/50	-130				60/50	34/45	-413
			40/50	19/38	-273	60/50	40/50	-414
19/38	10/30	-131	40/50	24/40	-274	60/50	45/50	-415
19/38	14/35	-132	40/50	29/42	-275	60/50	50/50	-416
19/38	24/40	-133	40/50	34/45	-276	60/50	55/50	-417
19/38	29/42	-134	40/50	45/50	-277	60/50	71/60	-418
19/38	34/45	-135	40/50	50/50	-278	60/50	103/60	-419
19/38	40/50	-136	40/50	55/50	-279			
19/38	45/50	-137	40/50	60/50	-280	71/60	24/40	-420
19/38	50/50	-138	40/50	71/60	-281	71/60	29/42	-421
19/38	55/50	-139	40/50	103/60	-282	71/60	34/45	-422
						71/60	40/50	-423
24/40	10/30	-140	45/50	19/38	-283	71/60	45/50	-424
24/40	14/35	-141	45/50	24/40	-284	71/60	50/50	-425
24/40	19/38	-142	45/50	29/42	-285	71/60	60/50	-426
24/40	29/42	-143	45/50	34/45	-286	71/60	103/60	-427
24/40	34/45	-144	45/50	40/50	-287			
24/40	40/50	-145	45/50	50/50	-288			
24/40	45/50	-146	45/50	55/50	-289			
24/40	50/50	-147	45/50	60/50	-290			
24/40	55/50	-148	45/50	71/60	-291			
24/40	60/50	-149	45/50	103/60	-292			
24/40	71/60	-150						
24/40	103/60	-151						



A



B

NOTE: ADAPTERS ARE AVAILABLE WITH ANY SIZE JOINT AND CAN BE MADE TO YOUR SPECIAL REQUIREMENTS.

ADAPTERS

QA-1103 ADAPTER STRAIGHT

Inner joints of the same size at either end.

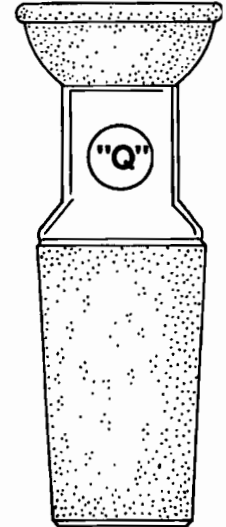
Length Between Joints, MM	24/40 Code	29/42 Code
30	-110	-214
70	-111	-215
120	-112	-216
170	-113	-217



QA-1120 ADAPTER COMBINATION

Straight adapter with socket joint at top and inner joint at bottom.

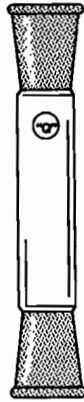
Top Socket	Bottom Inner	Code
18/9	24/40	-110
28/15	24/40	-111
35/20	24/40	-112
35/25	24/40	-113



QA-1107 ADAPTER STRAIGHT

Outer joints of the same size at either end.

Length Between Joints, MM	24/40 Code	29/42 Code
30	-110	-114
70	-111	-115
120	-112	-116
170	-113	-117



Top Socket	Bottom Inner	Code
18/9	29/42	-210
28/15	29/42	-211
35/25	29/42	-212
18/9	34/45	-213

QA-1110 ADAPTER REDUCING AND ENLARGING

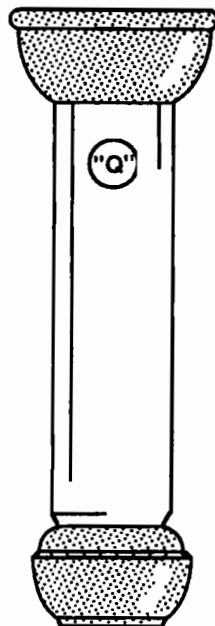
Socket at one end and ball at the other.

Enlarging

Top Socket	Bottom Ball	Code
18/9	12/5	-110
28/12	12/5	-111
28/12	18/9	-112
35/20	12/5	-113
35/25	18/9	-114
35/25	28/12	-115
50/30	35/25	-116
65/40	35/25	-117

Reducing

Top Socket	Bottom Ball	Code
12/5	18/9	-218
12/5	28/12	-219
12/5	35/20	-220
18/9	28/12	-221
18/9	35/25	-222
28/15	35/25	-223
35/25	50/30	-224
35/25	65/40	-225




QA-1140 ADAPTER COMBINATION

Straight adapter with an outer joint at top and ball joint at bottom.

Top Outer	Bottom Ball	Code
24/40	28/15	-110
24/40	35/20	-111
24/40	35/25	-112
24/40	65/40	-113
29/42	28/15	-114

Top Outer	Bottom Ball	Code
29/42	35/25	-215
29/42	65/40	-216
45/50	50/30	-217
55/50	65/40	-218



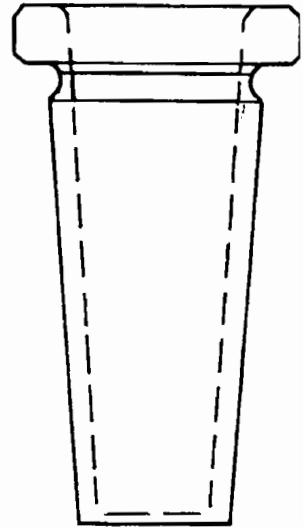
NOTE: ADAPTERS ARE AVAILABLE WITH ANY SIZE JOINT AND CAN BE MADE TO YOUR SPECIAL REQUIREMENTS

ADAPTERS

QA-1160 ADAPTER BUSHING

Reducing adapters with an inner joint on the outside and an outer joint on the inside.

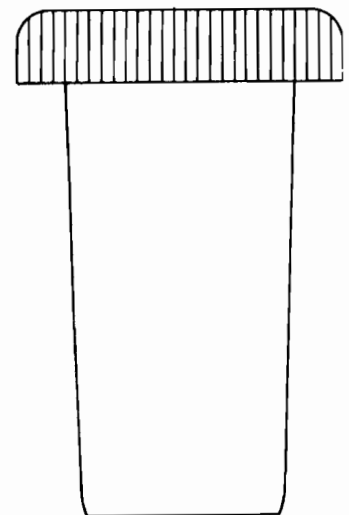
(Outside)	(Inside)		(Outside)	(Inside)	
<u>Inner Joint</u>	<u>Outer Joint</u>	<u>Code</u>	<u>Inner Joint</u>	<u>Outer Joint</u>	<u>Code</u>
14/35	10/30	-110	40/50	24/40	-223
19/38	10/30	-111	40/50	29/42	-224
19/38	14/35	-112	40/50	34/45	-225
24/40	10/30	-113	45/50	24/40	-226
24/40	14/35	-114	45/50	29/42	-227
24/40	19/38	-115	45/50	34/45	-228
29/42	10/30	-116	45/50	40/50	-229
29/42	14/35	-117	50/50	34/45	-230
29/42	19/38	-118	50/50	45/50	-231
29/42	24/40	-119	55/50	29/42	-232
34/45	19/38	-120	55/50	34/45	-233
34/45	24/40	-121	55/50	45/50	-234
34/45	29/42	-122	55/50	50/50	-235



QA-1165 ADAPTER BUSHING, TEFLON

Reducing adapters with an inner joint on the outside and an outer joint on the inside made entirely of teflon.

(Outside)	(Inside)		(Outside)	(Inside)	
<u>Inner Joint</u>	<u>Outer Joint</u>	<u>Code</u>	<u>Inner Joint</u>	<u>Outer Joint</u>	<u>Code</u>
14/35	10/30	-110	34/45	29/42	-221
19/38	10/30	-111	40/50	34/45	-222
19/38	14/35	-112	45/50	40/50	-223
24/40	10/30	-113	45/50	24/40	-224
24/40	14/35	-114	45/50	29/42	-225
24/40	19/38	-115	45/50	34/45	-226
29/42	10/30	-116	50/50	45/50	-227
29/42	19/38	-117	55/50	50/50	-228
29/42	24/40	-118	60/50	55/50	-229
29/42	14/35	-119	71/60	60/50	-230
34/45	24/40	-120			



ADAPTERS

QA-1180 ADAPTER, STRAIGHT

Outer joint at one end with an inner joint of the same size at the other end. Lengths other than those listed are available upon request.

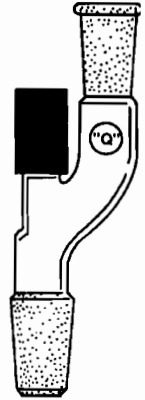
Length Between Joints, MM	24/40	29/42
	Code	Code
100	-110	-214
150	-111	-215
200	-112	-216
300	-113	-217



QA-1215 ADAPTER 3 WAY, OFFSET

Side arm with a rubber connector for thermometers or inlet tubes, and an outer joint and inner joint of the same size.

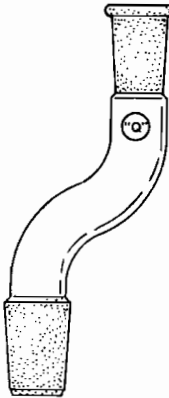
Joint Size	Code
24/40	-110
29/42	-111



QA-1200 ADAPTER OFFSET

An outer joint at top with inner joint of the same size at the bottom.

Joint Size	Code
24/40	-110
29/42	-111



QA-1220 ADAPTER INLET, OUTLET

Vertical hose connection above an inner joint.

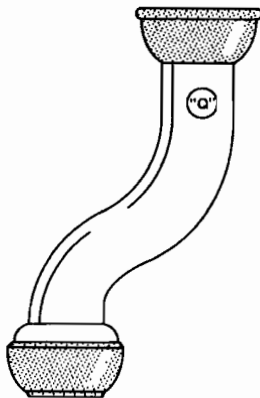
Joint Size	Code
19/38	-110
24/40	-111
29/42	-112



QA-1210 ADAPTER OFFSET

Similar to QA-1200 but with ball and socket joints.

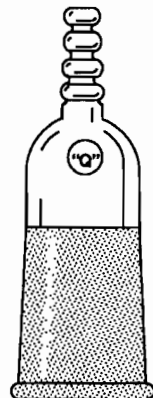
Joint Size	Code
28/15	-110
35/20	-111
35/25	-112



QA-1230 ADAPTER INLET, OUTLET

Vertical hose connection above an outer joint.

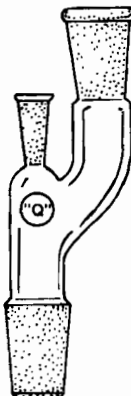
Joint Size	Code
19/38	-110
24/40	-111
29/42	-112



QA-1212 ADAPTER 3 WAY, OFFSET

Side arm with a 10/30 outer joint for thermometers and an outer joint and inner joint of the same size.

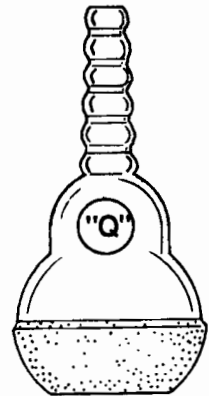
Joint Size	Code
24/40	-110
29/42	-111



QA-1240 ADAPTER INLET, OUTLET

Vertical hose connection above a ball joint.

Joint Size	Code
28/15	-110
35/20	-111
35/25	-112




NOTE: ADAPTERS ARE AVAILABLE WITH ANY SIZE JOINT AND CAN BE MADE TO YOUR SPECIAL REQUIREMENTS

ADAPTERS

QA-1250 ADAPTER INLET, OUTLET

Vertical hose connection above a socket joint.

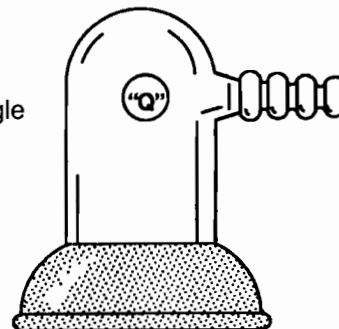
Joint Size	Code
28/15	-110
35/20	-111
35/25	-112



QA-1290 ADAPTER INLET, OUTLET

Socket joint with a 90° angle hose connection.

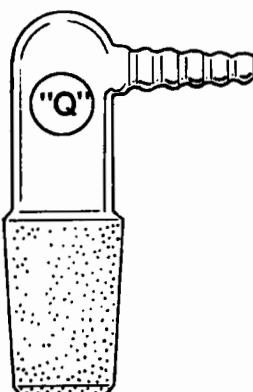
Joint Size	Code
28/15	-110
35/20	-111
35/25	-112



QA-1260 ADAPTER INLET, OUTLET

Inner joint with a 90° angle hose connection.

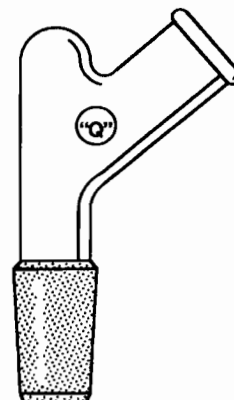
Joint Size	Code
19/38	-110
24/40	-111
29/42	-112



QA-1295 ADAPTER POURING

Inner joint with a 45° angled pourout.

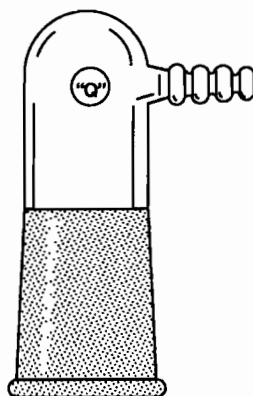
Joint Size	Code
24/40	-110
29/42	-111



QA-1270 ADAPTER INLET, OUTLET

Outer joint with a 90° angle hose connection.

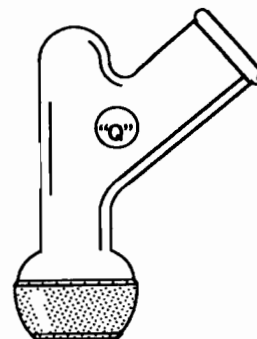
Joint Size	Code
19/38	-110
24/40	-111
29/42	-112



QA-1296 ADAPTER POURING

Similar to QA-1295 but with a 35/25 ball joint.

Code
-110




QA-1300 THRU QA-1370 ARE ALSO AVAILABLE WITH A STRAIGHT HOSE CONNECTION

QA-1280 ADAPTER INLET, OUTLET

Ball joint with a 90° angle hose connection.

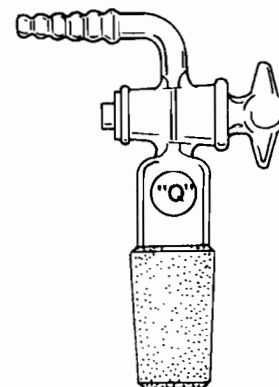
Joint Size	Code
28/15	-110
35/20	-111
35/25	-112



QA-1300 ADAPTER RIGHT ANGLE

Inner joint with a 2mm glass stopcock and a right angle hose connection.

Joint Size	Code
19/38	-110
24/40	-111
29/42	-112

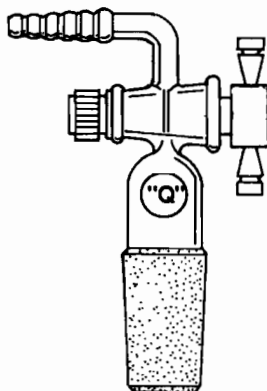


ADAPTERS

QA-1310 ADAPTER RIGHT ANGLE

Inner joint with a 2mm teflon stopcock and a right angle hose connection.

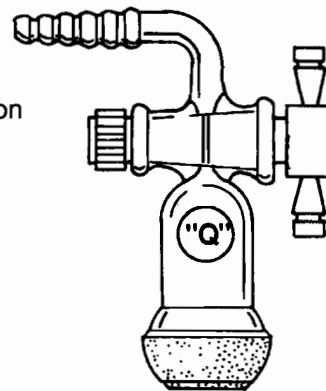
Joint Size	Code
19/38	-110
24/40	-111
29/42	-112



QA-1350 ADAPTER RIGHT ANGLE

A ball joint with a 2mm teflon stopcock and a right angle hose connection.

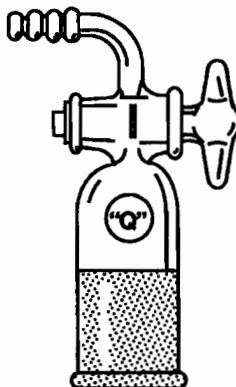
Joint Size	Code
28/15	-110
35/25	-111



QA-1320 ADAPTER RIGHT ANGLE

Outer joint with a 2mm glass stopcock and a right angle hose connection.


Joint Size	Code
19/38	-110
24/40	-111
29/42	-112



QA-1360 ADAPTER RIGHT ANGLE

A socket joint with a 2mm glass stopcock and a right angle hose connection.

Joint Size	Code
28/15	-110
35/25	-111



QA-1330 ADAPTER RIGHT ANGLE

An outer joint with a 2mm teflon stopcock and a right angle hose connection.

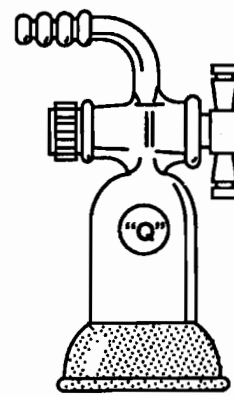
Joint Size	Code
19/38	-110
24/40	-111
29/42	-112



QA-1370 ADAPTER RIGHT ANGLE

A socket joint with a 2mm teflon stopcock and a right angle hose connection.

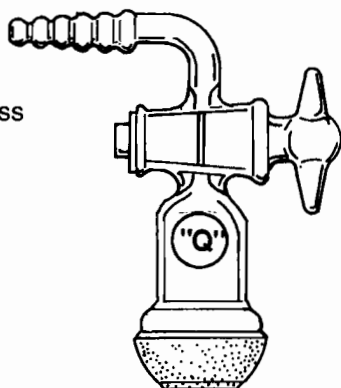
Joint Size	Code
28/15	-110
35/25	-111



QA-1340 ADAPTER RIGHT ANGLE

A ball joint with a 2mm glass stopcock and a right angle hose connection.


Joint Size	Code
28/15	-110
35/25	-111



QA-1420 ADAPTER 3 Way, 75°

A outer joint at top with inner joints of the same size on the bottom and side.

Joint Size	Code
24/40	-110
29/42	-111




NOTE: ADAPTERS ARE AVAILABLE WITH ANY SIZE JOINT AND CAN BE MADE TO YOUR SPECIAL REQUIREMENTS

ADAPTERS

QA-1440 ADAPTER 3 WAY 75°

A socket joint on top with ball joints of the same size on the bottom and side.


Joint Size	Code
28/15	-110
35/20	-111
35/25	-112



QA-1478 ADAPTER 3 WAY 75°

Top internal threaded joint with bushing and O ring holds a 75mm or an adjustable immersion thermometer with inner joints on the bottom and side.


Joint Size	Code
24/40	-110
29/42	-111



QA-1460 ADAPTER 3 WAY 75°

Top 10/30 for thermometer with inner joints on the bottom and side.

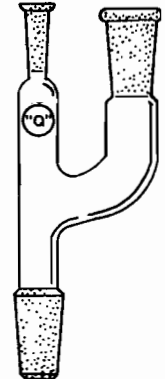
Joint Size	Code
24/40	-110
29/42	-111



QA-1480 ADAPTER 3 WAY, CLAISEN

The side arm outer joint and the bottom inner joint are the same size. The 10/30 outer joint at top is for a 75mm immersion thermometer.

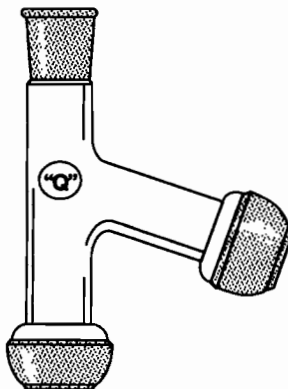
Joint Size	Code
24/40	-110
29/42	-111



QA-1470 ADAPTER 3 WAY 75°

Similar to QA-1460 but with 35/25 ball joints on the bottom and side.

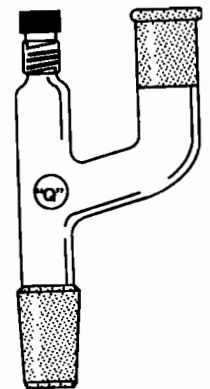
Code
-110



QA-1490 ADAPTER 3 WAY, CLAISEN

The side arm outer joint and the bottom inner joint are the same size. The internal threaded joint at top with bushing and O ring holds a 75mm or an adjustable thermometer.

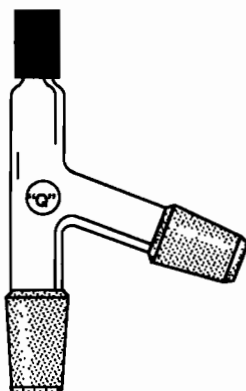
Joint Size	Code
24/40	-110
29/42	-111



QA-1475 ADAPTER 3 WAY 75°

Top rubber connector holds a 75mm or an adjustable immersion thermometer, with inner joints on the bottom and side.

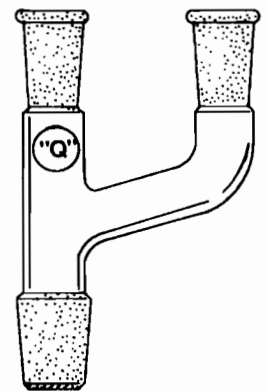
Joint Size	Code
24/40	-110
29/42	-111



QA-1500 ADAPTER 3 WAY, CLAISEN

Outer joints at top with inner joint at bottom. All joints are the same size.

Joint Size	Code
24/40	-110
29/42	-111

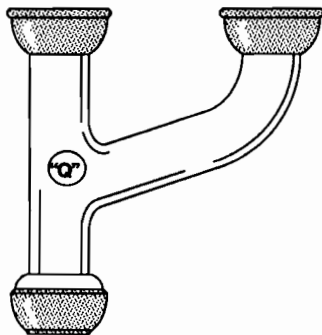


ADAPTERS

QA-1505 ADAPTER 3 WAY, CLAISEN

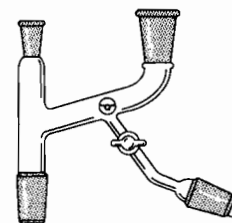
Socket joints at top with ball joint at bottom. All joints are the same size.

Joint Size	Code
28/15	-110
35/25	-111



QA-1580 ADAPTER, CLAISEN, TAKEOFF

Top joint on the main tube is a 10/30 outer joint for thermometers. Takeoff arm is at a 75° angle to the main tube. Includes a 2mm stopcock and drip joint. All joints are the same size.

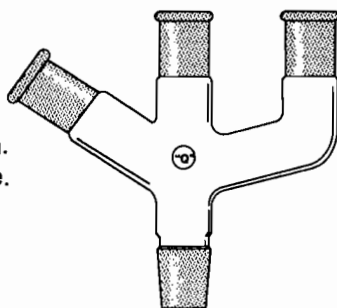


Joint Size	Glass Stopcock Code	Teflon Stopcock Code
24/40	-110	-212
29/42	-111	-213

QA-1520 ADAPTER 4 WAY

Outer joints at top with an inner joint at the bottom. All joints are the same size.

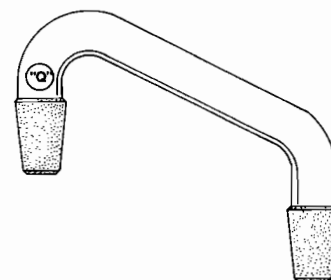
Joint Size	Code
24/40	-110
29/42	-111



QA-1590 ADAPTER CONNECTING

Two inner joints of the same size spaced approximately 200mm apart.

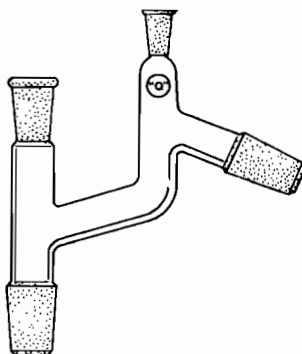
Joint Size	Code
24/40	-110
29/42	-111



QA-1540 ADAPTER 4 WAY

The side arm has a 10/30 outer joint for a thermometer. The outer joint on the main tube and the lower inner joints are the same size.

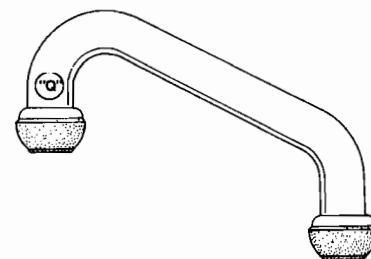
Joint Size	Code
24/40	-110
29/42	-111



QA-1600 ADAPTER CONNECTING

Two ball joints of the same size spaced approximately 200mm apart.

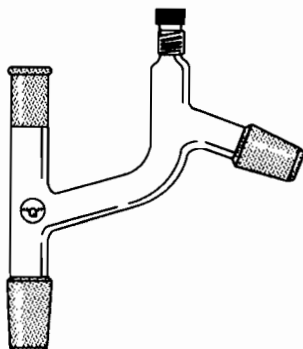
Joint Size	Code
28/15	-110
35/20	-111
35/25	-112



QA-1560 ADAPTER 4 WAY

Similar to QA-1540 but the side arm has a internal threaded joint with bushing and O ring for a 75mm or an adjustable immersion thermometer.

Joint Size	Code
24/40	-110
29/42	-111



QA-1620 ADAPTER ADDITIONS, SOLIDS

For additions of solids to reaction mixtures. Top section turns to open and close.

Joint Size	Code
24/40	-110
29/42	-111



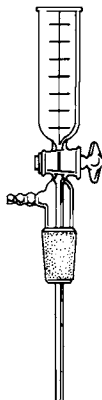
NOTE: ADAPTERS ARE AVAILABLE WITH ANY SIZE JOINT AND CAN BE MADE TO YOUR SPECIAL REQUIREMENTS

ADAPTERS

QA-1640 ADAPTER FILLING TUBE

Graduated 50ml x 1ml with a 2mm glass stopcock and an inner joint.

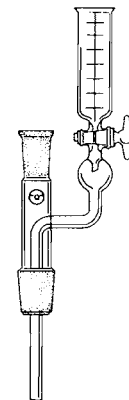
<u>Joint Size</u>	<u>Code</u>
24/40	-110
29/42	-111



QA-1720 ADAPTER FILLING TUBE, OFFSET

Graduated 50ml x 1ml with outer joint at top and inner joint at bottom, 2mm stopcock and dropping bulb for controlled delivery of additions.

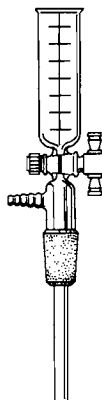
<u>Joint Size</u>	<u>Code</u>
24/40	-110
29/42	-111



QA-1660 ADAPTER FILLING TUBE

Graduated 50ml x 1ml with a 2mm teflon stopcock and an inner joint.

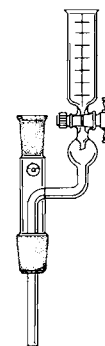
<u>Joint Size</u>	<u>Code</u>
24/40	-110
29/42	-111



QA-1740 ADAPTER FILLING TUBE, OFFSET

Similar to QA-1720 but with a 2mm teflon stopcock and dropping bulb for controlled delivery of additions.

<u>Joint Size</u>	<u>Code</u>
24/40	-110
29/42	-111

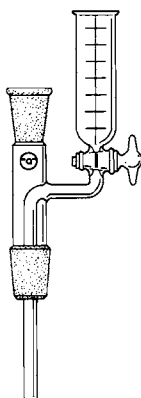


ALL GAS INLET TUBES AVAILABLE TO YOUR SPECIAL REQUIREMENTS. PLEASE CALL FOR INFORMATION

QA-1680 ADAPTER FILLING TUBE, OFFSET

Graduated 50ml x 1ml with outer joint at top and inner joint at bottom, 2mm stopcock for additions through the inlet tube.

<u>Joint Size</u>	<u>Code</u>
24/40	-110
29/42	-111



QA-1760 ADAPTER GAS INLET

A straight delivery tube under an inner joint with hose connection. Please specify tube length below joint.

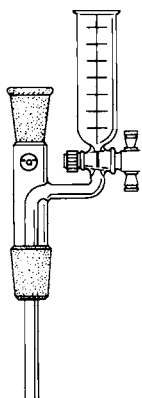
<u>Joint Size</u>	<u>Code</u>
24/40	-110
29/42	-111



QA-1700 ADAPTER FILLING TUBE, OFFSET

Similar to QA-1680 but with 2mm teflon stopcock for additions through the inlet tube.

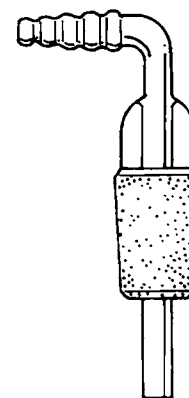
<u>Joint Size</u>	<u>Code</u>
24/40	-110
29/42	-111



QA-1780 ADAPTER GAS INLET

A right angle hose connection extends through an inner joint. Please specify tube length below joint.

<u>Joint Size</u>	<u>Code</u>
24/40	-110
29/42	-111



ADAPTERS

QA-1800 ADAPTER GAS INLET

A right angle hose connection above an inner joint with a delivery tube and dispersion bulb. Please specify tube length below joint.

Joint Size	Code
24/40	-110
29/42	-111



QA-1840 ADAPTER GAS INLET

A right angle hose connection between an outer and inner joint of the same size which extends through the inner joint. Please specify tube length below joint.

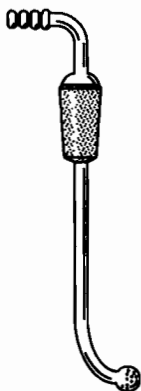
Joint Size	Code
24/40	-110
29/42	-111



QA-1810 ADAPTER GAS INLET

Similar to QA-1800 but delivery tube on an angle for use with a stirrer.


FlaskSize	24/40 Code	29/42 Code
500ml	-110	-213
1000ml	-111	-214
2000ml	-112	-215



QA-1860 ADAPTER GAS INLET

A 10/30 outer joint sealed inside the larger inner joint for a thermometer and side hose connection for vacuum or inlet.

Joint Size	Code
24/40	-110
29/42	-111



QA-1815 ADAPTER GAS INLET

A right angle hose connection above a 2mm teflon stopcock with an inner joint. Please specify tube length below joint.

Joint Size	Code
24/40	-110
29/42	-111



QA-1870 ADAPTER THERMOMETER

An inner joint with a rubber fitting for thermometer or inlet tube.

Joint Size	Code
19/38	-110
24/40	-111
29/42	-112



QA-1820 ADAPTER GAS INLET

A straight inlet tube extended through an inner joint and a side hose connection for vacuum. Please specify tube length below joint.

Joint Size	Code
24/40	-110
29/42	-111



QA-1875 ADAPTER THERMOMETER

A ball joint with a rubber fitting for thermometer or inlet tube.

Joint Size	Code
28/15	-110
35/20	-111
35/25	-112



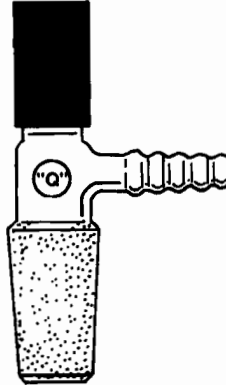
NOTE: ADAPTERS ARE AVAILABLE WITH ANY SIZE JOINT AND CAN BE MADE TO YOUR SPECIAL REQUIREMENTS

ADAPTERS

QA-1880 ADAPTER THERMOMETER

An inner joint with top rubber fitting for thermometer or inlet tube and side hose connection.

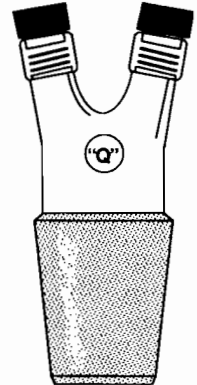
Joint Size	Code
19/38	-110
24/40	-111
29/42	-112



QA-1887 ADAPTER THERMOMETER

An inner joint at bottom with 2 internal threaded joints at top to enable you to use a thermometer and bleed tube at the same time.

Joint Size	Code
24/40	-110
29/42	-111



QA-1882 ADAPTER THERMOMETER

A rubber fitting to attach a thermometer or gas inlet tube to an adapter. Packages of 12.

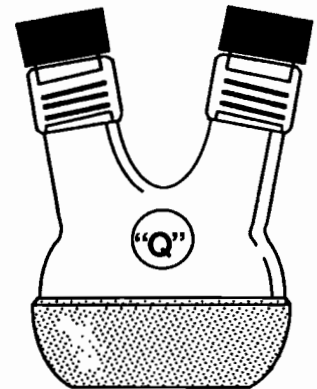
Code
-110



QA-1888 ADAPTER THERMOMETER

Similar to QA-1887 but with a ball joint on the bottom.

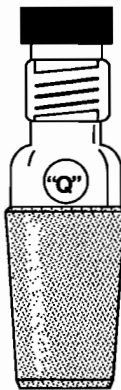
Joint Size	Code
35/20	-110
35/25	-111



QA-1885 ADAPTER THERMOMETER

An inner joint with an internal threaded joint with bushing and O ring for a thermometer or inlet tube.

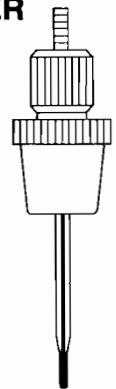
Joint Size	Code
19/38	-110
24/40	-111
29/42	-112



QA-1890 ADAPTER, THERMOMETER

Made entirely of teflon with locking nut and O ring to seal around thermometer or bleed tube at desired depth.

Joint Size	For Outer	
	Joint Sizes	Code
10/18	10/18, 10/30	-110
14/20	14/20, 14/35	-111
19/22	19/22, 19/38	-112
24/40	24/25, 24/40	-113
29/26	29/26, 29/42	-114



QA-1886 ADAPTER THERMOMETER

Similar to QA-1885 but with a ball joint on the bottom.

Joint Size	Code
28/15	-110
35/20	-111
35/25	-112



QA-1895 ADAPTER THERMOMETER

An inner joint and a top internal threaded joint with bushing and O ring for a thermometer or inlet tube and side hose connection.

Joint Size	Code
19/38	-110
24/40	-111
29/42	-112




NOTE: ADAPTERS ARE AVAILABLE WITH ANY SIZE JOINT AND CAN BE MADE TO YOUR SPECIAL REQUIREMENTS

ADAPTERS

QA-1900 ADAPTER THERMOMETER

An inner joint with a 10/30 outer joint at top for a thermometer and side hose connection.

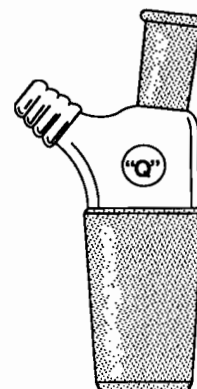
Joint Size	Code
19/38	-110
24/40	-111
29/42	-112



QA-1930 ADAPTER THERMOMETER, OFFSET

An inner joint at bottom with an offset 10/30 outer joint at top. A side hose connection is added for a vacuum source.

Joint Size	Code
24/40	-110
29/42	-111



QA-1920 ADAPTER THERMOMETER, OFFSET

An inner joint at bottom with an offset 10/30 outer joint at top to allow thermometer at bottom of flask when inserted into vertical side neck.

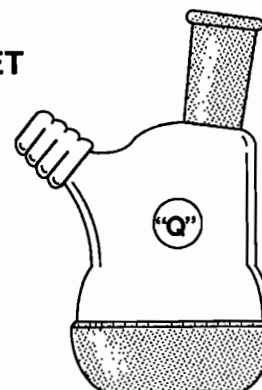
Joint Size	Code
24/40	-110
29/42	-111



QA-1935 ADAPTER THERMOMETER, OFFSET

Similar to QA-1930 but with a 35/25 ball joint at bottom.

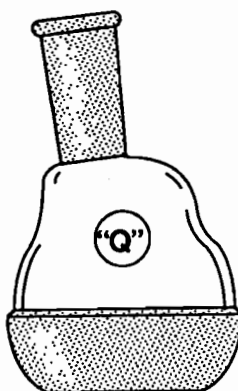
Code
-110



QA-1923 ADAPTER THERMOMETER, OFFSET

Similar to QA-1920 but with 35/25 ball joint at the bottom.

Code
-110



QA-1940 ADAPTER THERMOMETER WELL

An inner joint with thermometer inlet tube. Please specify tube length below joint.

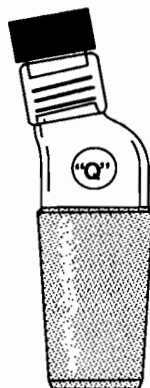
Joint Size	Code
19/38	-110
24/40	-111
29/42	-112



QA-1925 ADAPTER THERMOMETER, OFFSET

An inner joint at bottom with an offset internal threaded joint with bushing and O ring at top.

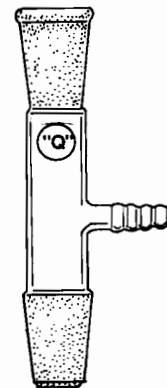
Joint Size	Code
24/40	-110
29/42	-111



QA-1960 ADAPTER VACUUM, STRAIGHT

An outer joint at top with an inner joint of the same size at bottom and a hose connection between them.

Joint Size	Code
24/40	-110
29/42	-111



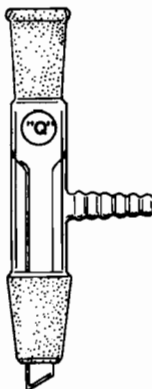
NOTE: ADAPTERS ARE AVAILABLE WITH ANY SIZE JOINT AND CAN BE MADE TO YOUR SPECIAL REQUIREMENTS

ADAPTERS

QA-1980 ADAPTER VACUUM, STRAIGHT

An outer joint at top with inner joint of the same size at bottom. Delivery tube is sealed in above hose connection.

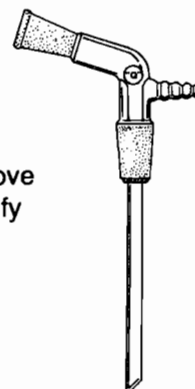
<u>Joint Size</u>	<u>Code</u>
24/40	-110
29/42	-111



QA-2020 ADAPTER VACUUM, 105°

An outer joint at top on a 105° angle with inner joint of the same size at bottom. Delivery tube is sealed in above a side hose connection. Please specify tube length below joint.

<u>Joint Size</u>	<u>Code</u>
24/40	-110
29/42	-111



QA-2000 ADAPTER GAS INLET

A right angle inlet tube extends through an inner joint with side hose connection. Please specify tube length below joint.

<u>Joint Size</u>	<u>Code</u>
19/38	-110
24/40	-111
29/42	-112



REMEMBER

“Q” Glass has been working with customers to design and build custom glass apparatus and component parts since 1946. We can do the same for you. Please write or call us with your special requirements.

ARSENIC APPARATUS

QA-3000 ARSENIC APPARATUS

Consists of a 125ml erlenmeyer flask with a 24/40 outer joint. A scrubber tube with a 24/40 inner joint and 12/2 ball joint, an absorber tube with a 12/2 socket joint and a #12 clamp.

Code
-110

